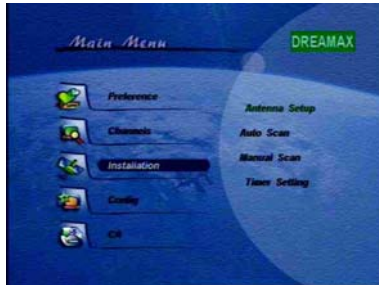


TV PLUS DREAM MAX BOX RESCAN INSTRUCTIONS

This is a simple step by step process on how to rescan the channels with the DREAM MAX Set top box to receive more TV Plus Channels on the TV Plus Satellite.



1) If you are looking for more TV Plus channels you will need to do a box rescan



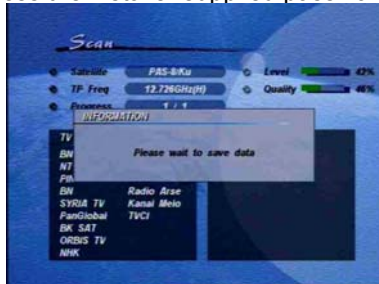
2) Press "Menu" on the Remote and then move down to **Installation** and across to **Manual Scan**



3) Press "OK" You will then be asked to **Enter Pin** Press the installer supplied password or "0000"



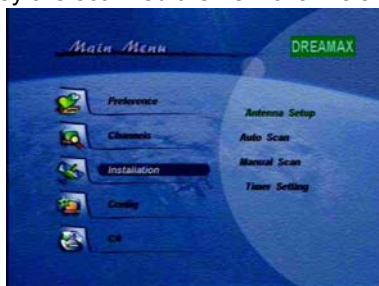
4) You are now in the **Manual Scan** Menu, press the Red Button "LANG" on the remote control,



5) The box will start to scan the channels, once they are scanned the new channels will be saved to the box,



6) The box will automatically return to the **Manual Scan** page once the scan has completed,




7) Press the "EXIT" button **once** to return to the **Main Menu**



8) Press the "Exit" button again to return to Channel 1 **"PINK PLUS"**



9) If you press the "OK" button it will show the **Channel List** of scanned TV Plus Channels.



If you have any problems, questions or queries please call TV Plus Customer Services on (03) 9017 7700

