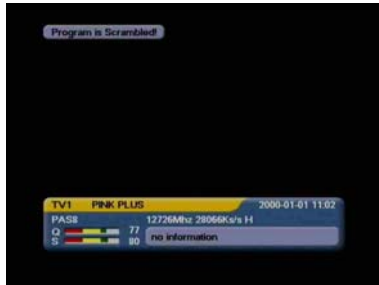


TV PLUS KOSCOM BOX RESCAN INSTRUCTIONS

This is a simple step by step process on how to rescan the channels with the KOSCOM Set top box to receive more TV Plus Channels on the TV Plus Satellite.



1) If you are looking for more TV Plus channels you will need to do a box rescan



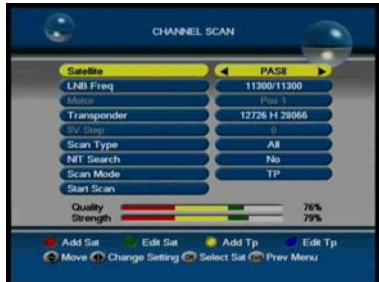
2) Press "Menu" on the Remote you will be prompted to enter your pin, press "7712"



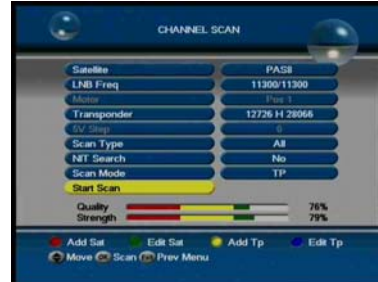
3) You are now in the **MAIN MENU** Press "OK" on the **Installation** Bar



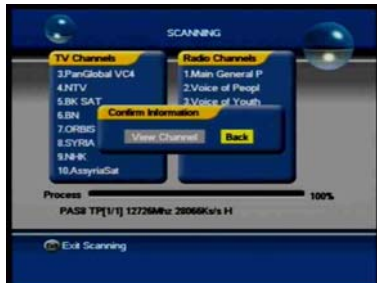
4) You are now in the **INSTALLATION** Menu Press "OK" on the **Channel Scan** Bar



5) You are now in the **CHANNEL SCAN** Menu move the arrow down on the remote control until the **Start Scan** is highlighted



6) Press "OK" to start the rescan, The screen in item 7 will be displayed



7) Press the "EXIT" button **once** to return to the **Main Menu**



8) Press the "Exit" button again to return to return to Channel 1 **"PINK PLUS"**



9) If you press the "OK" button it will show the **Channel List** of scanned TV Plus Channels.



If you have any problems, questions or queries please call TV Plus Customer Services on (03) 9017 7700

